

MS "SEA BIRD"

FACT SHEET

CALLSIGN: OUTJ6 - IMO 8913930 - SAT C NO 421901810 - TEL. +870 764 646 155/6
 GSM: +45 24250534 - FAX + 870 764 646 157 - EMAIL: SEA-BIRD@SKYFILE.COM
 BB-OWNERS: K/S SEA BIRD, BATTERIVEJ 7, KORSØR, DENMARK
 PORT OF REGISTRY: KORSØR
 FLAG: DANISH



MAIN PARTICULARS :

CLASS:

GL 100 A5 EQUIPPED FOR CARRIAGE OF CONTAINERS
 GL MCE AUT STRENGTHENED FOR HEAVY CARGO
 CERTIFICATE FOR TRANSPORT OF INF I AND II

BUILDERS:

HDW-NOBISKRUG G.M.B.H., RENDSBURG 1990

REGISTER TONNAGE:

TYPE	INTERNATIONAL	SUEZ	PANAMA
GROSS	3273	3251	3385
NET	1575	2585	2528

DIMENSIONS:

LENGTH OVER ALL	94,40 M
LENGTH BETWEEN PP	87,33 M
BREADTH MOULDED	15,50 M
DEPTH TO MAIN DECK	7,90 M
DEPTH TO TWEEN DECK	5,90 M
DRAFT FULLY LOADED SUMMER	6,25 M

DEAD WEIGHT CAPACITIES:

DEAD WEIGHT A.T.	4875 MTS
DEAD WEIGHT C.C. EST.	4450 MTS

CONTAINER CAPACITIES:

TOTAL CAPACITY 20' x 8' x 8'6"	276
HEREOF: IN CARGO HOLD	131
ON DECK	145
CAPACITY WITH AVERAGE 14 TS	220
CAPACITY WITH AVERAGE 18 TS	185
REEFER CONTAINERS	30

STACKLOAD:

TANKTOP	72 TS EACH 20' 90 TS EACH 40'
DECK	30 TS EACH 20' 40 TS EACH 40'

CARGO HOLDS/HATCH

BOXED - STEEL FLOORING
 30 AIR CHANGES PER HOUR BASIS EMPTY HOLDS
 TWEEN DECK HOISTABLE IN 3 DIFFERENT HEIGHTS
 FITTED WITH SMOKE DETECTORS AND CO₂

3 STEEL BULKHEADS CAN BE ERECTED GIVING 4 SEPERATE HOLDS

CUBIC CAPACITIES IN HOLDS:

WITHOUT TWEEN-DECK HATCH COVERS	5.861 CBM / 207.020 CBFT
WITH TWEEN DECK HATCH COVERS	5.510 CBM / 194.590 CBFT

CRANES:

2 EL HYDRAULIC LIEBHERR CRANES MOUNTED PORT SIDE
 COMBINABLE UP TO 100 TS WITHOUT SPREADER
 FITTED WITH SPREADER WEIGHT 5,4 MT

DECK STRENGTH:

TANKTOP - STEEL	10,0 TS PER M ²
TWEEN DECK - STEEL PONTOONS	2,0 TS PER M ²
MAIN DECK - STEEL PONTOONS	1,5 TS PER M

SPEED AND CONSUMPTION:

SERVICE SPEED ABT. 13 KNOTS	
12,0 KNOTS ON ABT. 8,0 MT IFO 180 INCL. SHAFTGEN	
13,0 KNOTS ON ABT. 9,0 MT IFO 180 INCL. SHAFTGEN	
NO GASOIL AT SEA	
IN PORT IDLE	0,5 MT
IN PORT WORKING WITH CRANES	1,5 MT

TANK CAPACITIES:

FUELOIL	405 TS
GASOIL	70 TS
FRESH WATER	70 TS
BALLAST WATER	1700 TS

ENGINES:

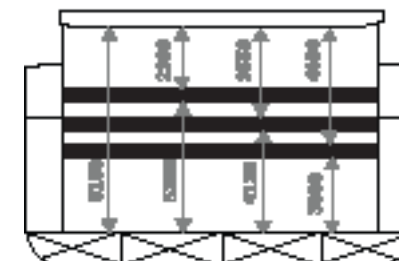
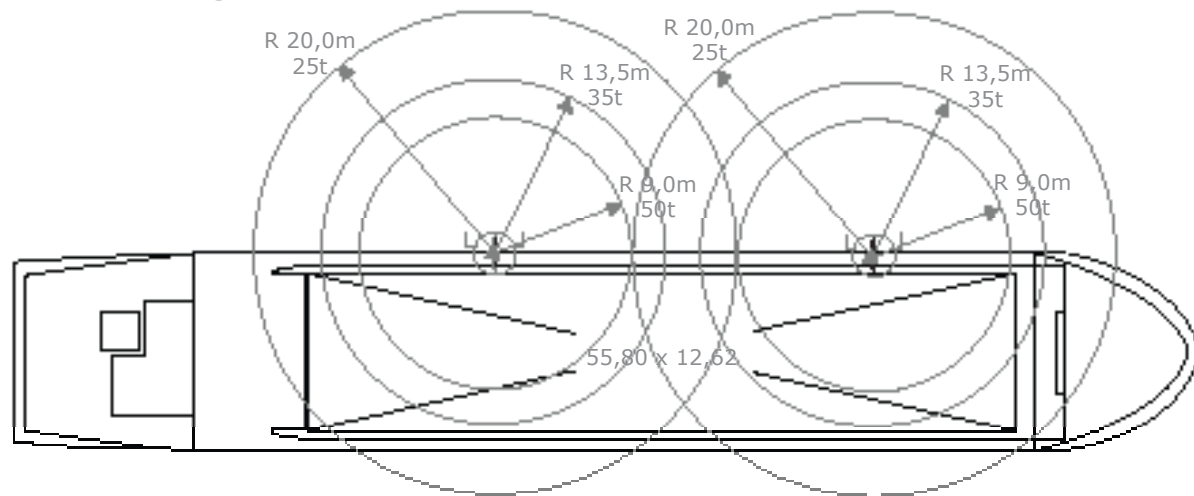
MAIN ENGINE:	MAK TYPE 6M 453C WITH 2200 KW
AUX. ENGINES:	2 MTU OF 313 KW
	1 MTU OF 87 KW
SHAFTGEN.:	1 OF 325 KW
BOWTRUSTER:	1 OF 200 KW

BRIDGE EQUIPMENT:

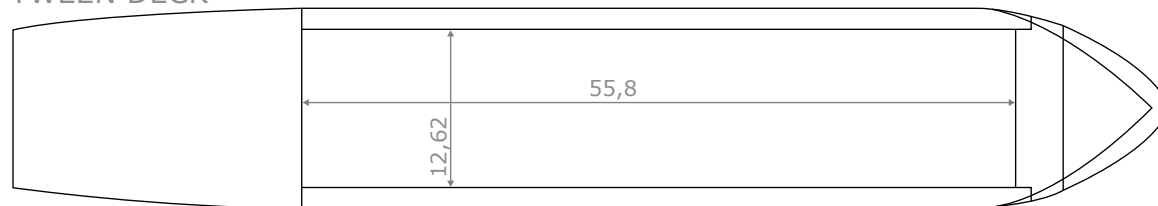
LOADMASTER
 2 RADARS KELVIN HUDGES 2000 R
 DOPPLER LOG
 GMDS EQUIPPED A1, A2, A3

ALL PARTICULARS BELIEVED TO BE CORRECT, BUT NOT GUARANTEED

WEATHER DECK



TWEEN DECK



TANK TOP

